



**Independent Auditor's Report on Standalone Audited Quarterly and year ended 31<sup>st</sup> March, 2021 Indian Accounting Standards (Ind AS) Financial Results of Shardul Securities Limited Pursuant to the Regulation 33 of SEBI (Listing Obligations and Disclosure Requirements) Regulations, 2015, as amended.**

To,  
The Board of Directors of  
Shardul Securities Limited

**Report on the audit of Standalone Financial Results**

#### **Opinion**

We have audited the accompanying Standalone Financial Results of **SHARDUL SECURITIES LIMITED** (the "Company") for the quarter and year ended March 31, 2021 (the "Statement"), attached herewith being submitted by the Company pursuant to the requirements of Regulation 33 of the SEBI (Listing Obligations and Disclosure Requirements) Regulations, 2015, as amended (the "Listing Regulations").

In our opinion and to the best of our information and according to the explanations given to us, the Standalone Financial Results for the year ended March 31, 2021:

- i. is presented in accordance with the requirements of Regulation 33 of the SEBI (Listing Obligations and Disclosure Requirements) Regulations, 2015, as amended; and
- ii. gives a true and fair view in conformity with the recognition and measurement principles laid down in the Indian Accounting Standards and other accounting principles generally accepted in India of the net profit and total comprehensive profit and other financial information of the Company for the year ended March 31, 2021.

#### **Basis for Opinion**

We conducted our audit in accordance with the Standards on Auditing ("SAs") specified under Section 143(10) of the Companies Act, 2013 (the "Act"). Our responsibilities under those Standards are further described in the "Auditor's Responsibilities for audit of Standalone Financial Results" section of our report. We are independent of the Company in accordance with the Code of Ethics issued by the Institute of Chartered Accountants of India (the "ICAI") together with the ethical requirements that are relevant to our audit of the Standalone Financial Results for the year ended March 31, 2021 under the provisions of the Act and the Rules thereunder, and we have fulfilled our other ethical responsibilities in accordance with these requirements and the ICAI's Code of Ethics. We believe that the audit evidence obtained by us is sufficient and appropriate to provide a basis for our audit opinion.

**Emphasis of Matter**

We draw attention to Note 4 to the Standalone Financial Results in which the Company has described the uncertainties arising from the COVID 19 pandemic.

Our report is not modified in respect of this matter.

**Management's Responsibilities for the Statement**


The Statement has been prepared on the basis of the Standalone annual financial Statements. The Board of Directors of the Company is responsible for the preparation and presentation of the Statement that gives a true and fair view of the net profit and other comprehensive profit of the Company and other financial information in accordance with the applicable accounting standards prescribed under Section 133 of the Act read with relevant rules issued thereunder and other accounting principles generally accepted in India and in compliance with Regulation 33 of the Listing Regulations. This responsibility also includes maintenance of adequate accounting records in accordance with the provisions of the Act for safeguarding of the assets of the Company and for preventing and detecting frauds and other irregularities; selection and application of appropriate accounting policies; making judgments and estimates that are reasonable and prudent; and the design, implementation and maintenance of adequate internal financial controls, that were operating effectively for ensuring the accuracy and completeness of the accounting records, relevant to the preparation and presentation of the Statement that give a true and fair view and are free from material misstatement, whether due to fraud or error.

In preparing the Statement, the Board of Directors are responsible for assessing the Company's ability to continue as a going concern, disclosing, as applicable, matters related to going concern and using the going concern basis of accounting unless the Board of Directors either intends to liquidate the Company or to cease operations, or has no realistic alternative but to do so.

The Board of Directors are also responsible for overseeing the financial reporting process of the Company.

**Auditor's Responsibilities for Audit of the Standalone Financial Results**

Our objectives are to obtain reasonable assurance about whether the Standalone Financial Results for the year ended March 31, 2021 as a whole is free from material misstatement, whether due to fraud or error, and to issue an auditor's report that includes our opinion. Reasonable assurance is a high level of assurance, but is not a guarantee that an audit conducted in accordance with SAs will always detect a material misstatement when it exists. Misstatements can arise from fraud or error and are considered material if, individually or in the aggregate, they could reasonably be expected to influence the economic decisions of users taken on the basis of this Standalone Financial Results.



## Continuation sheet.....

As part of an audit in accordance with SAs, we exercise professional judgment and maintain professional skepticism throughout the audit. We also:

- Identify and assess the risks of material misstatement of the Annual Standalone Financial Results, whether due to fraud or error, design and perform audit procedures responsive to those risks, and obtain audit evidence that is sufficient and appropriate to provide a basis for our opinion. The risk of not detecting a material misstatement resulting from fraud is higher than for one resulting from error, as fraud may involve collusion, forgery, intentional omissions, misrepresentations, or the override of internal control.
- Obtain an understanding of internal control relevant to the audit in order to design audit procedures that are appropriate in the circumstances, but not for the purpose of expressing an opinion on the effectiveness of the Company's internal control.
- Evaluate the appropriateness of accounting policies used and the reasonableness of accounting estimates made by the Board of Directors.
- Evaluate the appropriateness and reasonableness of disclosures made by the Board of Directors in terms of the requirements specified under Regulation 33 of the Listing Regulations.
- Conclude on the appropriateness of the Board of Directors' use of the going concern basis of accounting and, based on the audit evidence obtained, whether a material uncertainty exists related to events or conditions that may cast significant doubt on the ability of the Company to continue as a going concern. If we conclude that a material uncertainty exists, we are required to draw attention in our auditor's report to the related disclosures in the Statement or, if such disclosures are inadequate, to modify our opinion. Our conclusions are based on the audit evidence obtained up to the date of our auditor's report. However, future events or conditions may cause the Company to cease to continue as a going concern.
- Evaluate the overall presentation, structure and content of the Annual Standalone Financial Results, including the disclosures, and whether the Annual Standalone Financial Results represent the underlying transactions and events in a manner that achieves fair presentation.
- Obtain sufficient appropriate audit evidence regarding the Annual Standalone Financial Results of the Company to express an opinion on the Annual Standalone Financial Results.

We communicate with those charged with governance regarding, among other matters, the planned scope and timing of the audit and significant audit findings including any significant deficiencies in internal control that we identify during our audit.

We also provide those charged with governance with a statement that we have complied with relevant ethical requirements regarding independence, and to communicate with them all relationships and other matters that may reasonably be thought to bear on our independence, and where applicable, related safeguards.



**Other Matters**

The Statement includes the results for the Quarter ended March 31, 2021 being the balancing figure between audited figures in respect of the full financial year March 31, 2021 and the published unaudited year to date figures up to the third quarter of the current financial year which were subject to limited review by us, as required under Listing Regulation. Our report on the statement is not modified in respect of this matter.

**FOR J. KALA & ASSOCIATES**  
**Chartered Accountants**  
**FIRM REGISTRATION NO.: 118769W**



**VAIBHAV PATODI**  
**PARTNER**  
**MEMBERSHIP NO: 420935**  
**UDIN: 21420935AAAADI4710**

**PLACE: MUMBAI**

**DATE: 29<sup>th</sup> June, 2021.**





## SHARDUL SECURITIES LIMITED

CIN : L50100MH1985PLC036937

G-12, Tulsiani Chambers, Nariman Point, Mumbai - 400 021.

Tel. : 91 22 4009 0500 Fax : 91 22 2284 6585

Email id : investors@shriyam.com Website : www.shardulsecurities.com

### Statement of Standalone Financial Results for the Quarter/ Year ended 31st March, 2021

(Rs. in Lakhs, except per share data)

Particulars	Quarter Ended			Year Ended	
	31-Mar-21 Audited	31-Dec-20 Unaudited	31-Mar-20 Audited	31-Mar-21 Audited	31-Mar-20 Audited
<b>Revenue From Operations</b>					
Interest Income	0.23	6.05	1.73	22.17	18.30
Dividend Income	2.71	5.39	12.04	103.24	129.64
Rent Income	27.45	23.55	23.85	89.75	91.73
Net Gain on Fair Value Changes	-	896.28	-	1,607.78	-
Profit/ (Loss) on dealing in Securities (Net)	(3.53)	(128.70)	(92.87)	(94.06)	38.35
Net Profit/ (Loss) on Sale of Investments	26.82	172.18	(8.28)	246.13	104.12
<b>Total Revenue From Operations (A)</b>	<b>53.68</b>	<b>974.75</b>	<b>(63.53)</b>	<b>1,975.01</b>	<b>382.14</b>
<b>Other Income (B)</b>	<b>0.01</b>	<b>0.08</b>	<b>0.01</b>	<b>0.09</b>	<b>1.54</b>
<b>Total Income (C=A+B)</b>	<b>53.69</b>	<b>974.83</b>	<b>(63.52)</b>	<b>1,975.10</b>	<b>383.68</b>
<b>Expenses</b>					
Finance Costs	-	0.20	-	0.20	-
Net Loss on Fair Value Changes	58.74	-	1,487.36	-	1,099.74
Employee Benefits Expenses	17.74	14.13	19.69	58.21	67.33
Depreciation and Amortisation Expenses	6.90	6.89	6.93	27.67	27.80
Other Expenses	15.64	21.52	16.31	61.89	68.33
<b>Total Expenses (D)</b>	<b>99.02</b>	<b>42.74</b>	<b>1,530.29</b>	<b>147.97</b>	<b>1,263.20</b>
<b>Profit/ (Loss) before Tax (E=C-D)</b>	<b>(45.33)</b>	<b>932.09</b>	<b>(1,593.81)</b>	<b>1,827.13</b>	<b>(879.52)</b>
<b>Tax Expense:</b>					
Current Tax	6.40	4.50	10.50	41.40	21.00
Adjustment of Current Tax Relating to Prior Years	-	(7.55)	-	(7.55)	-
Deferred Tax	65.22	130.64	(282.26)	416.53	(252.78)
<b>Total Tax Expense (F)</b>	<b>71.62</b>	<b>127.59</b>	<b>(271.76)</b>	<b>450.38</b>	<b>(231.78)</b>
<b>Profit/ (Loss) for the period (G=E-F)</b>	<b>(116.95)</b>	<b>804.50</b>	<b>(1,322.05)</b>	<b>1,376.75</b>	<b>(647.74)</b>
<b>Other Comprehensive Income</b>					
Items that will not be reclassified to Profit or Loss net of tax	292.83	(1,564.52)	(4,562.45)	8,936.93	(3,177.87)
Items that will be reclassified to Profit or Loss net of tax	-	-	-	-	-
<b>Total Other Comprehensive Income (H)</b>	<b>292.83</b>	<b>(1,564.52)</b>	<b>(4,562.45)</b>	<b>8,936.93</b>	<b>(3,177.87)</b>
<b>Total Comprehensive Income for the period (I=G+H)</b>	<b>175.88</b>	<b>(760.02)</b>	<b>(5,884.50)</b>	<b>10,313.68</b>	<b>(3,825.61)</b>
(Comprising Profit/ (Loss) and Other Comprehensive Income)					
<b>Paid up Equity Share Capital (Face Value of Rs. 10 per share)</b>	<b>1,749.84</b>	<b>1,749.84</b>	<b>1,749.84</b>	<b>1,749.84</b>	<b>1,749.84</b>
<b>Other Equity</b>				<b>29,478.68</b>	<b>19,165.00</b>
<b>Earnings per equity share of face value of Rs. 10/- each (not annualised)</b>					
(a) Basic (In Rs.)	(0.67)	4.60	(7.56)	7.87	(3.70)
(b) Diluted (In Rs.)	(0.67)	4.60	(7.56)	7.87	(3.70)



**Notes:**

(1) These financial results have been prepared in accordance with the recognition and measurement principles of Indian Accounting Standards ("IndAS") prescribed under Section 133 of the Companies Act, 2013 ('the Act') read with the relevant rules issued thereunder and the other accounting principles generally accepted in India.

(2) The Company being NBFC is mainly engaged in the business of Investment & Finance Activities in India. All activities of the Company revolve around this main business, and as such, there are no separate reportable segments as per the IndAS 108 "Operating Segments" specified under Section 133 of the Act.

(3) For the purpose of preparing Income Tax working, the Company has opted for the new taxation rates u/s 115BAA of the Income Tax Act,

(4) Covid-19 have been declared as a global pandemic, the Indian Government has declared the complete lock down since March 24, 2020 but essential services were allowed to operate with limited capacity. Capital markets and banking services have been declared as essential services and accordingly, the Company has been continuing the operations with minimal permitted staff. However other employees were encouraged to work from home. All operations and servicing of clients were smoothly ensured without any interruptions as the activities of trading, settlement, DP, Stock Exchanges and depositories functions have been fully automated. Based on the facts and circumstances, there is no major impact on the business of the Company. The Company is closely monitoring any material changes on a continuous basis.

(5) The audit committee reviewed the above results and subsequently approved by the Board of Directors at their meeting held on 29th June, 2021. The Statutory Auditors of the Company have carried out a limited review of the above results.

(6) The figures of the quarter ended 31st March, 2021 are the balancing figures between the audited figures in respect of the full financial year and the restated year to date unaudited figures upto the third quarter of the financial year ended 31st March, 2021.

(7) The figures for the corresponding previous periods have been restated/regrouped wherever necessary, to make them comparable.

For Shardul Securities Limited



**Yogendra Chaturvedi**  
Executive Director & CEO  
DIN : 00013613


Place:- Mumbai  
Date :- 29th June, 2021



**Shardul Securities Limited**  
**Standalone Statement of Assets and Liabilities as at 31st March, 2021**

(Rs. In Lakh)

Particulars	As at 31st	As at 31st
	March, 2021	March, 2020
	Audited	Audited
<b>ASSETS</b>		
<b>Financial Assets</b>		
Cash and Cash Equivalents	1,053.58	562.82
Bank Balance other than Cash and Cash Equivalents above	22.96	26.28
Receivables		
Trade Receivables	-	-
Other Receivables	-	-
Loans	-	30.00
Investments	30,559.16	19,167.19
Other Financial Assets	9.47	9.17
<b>Total</b>	<b>31,645.17</b>	<b>19,795.46</b>
<b>Non-Financial Assets</b>		
Current Tax Assets (Net)	50.74	56.82
Investment Property	447.87	457.80
Property, Plant & Equipment	782.60	799.77
Other Intangible Assets	0.75	1.32
Other Non-Financial Assets	0.40	0.37
<b>Total</b>	<b>1,282.36</b>	<b>1,316.08</b>
<b>Total Assets</b>	<b>32,927.53</b>	<b>21,111.54</b>
<b>LIABILITIES AND EQUITY</b>		
<b>Liabilities</b>		
<b>Financial Liabilities</b>		
Payables		
(a) Trade Payables		
Micro and Small Enterprises	-	-
Other than Micro and Small Enterprises	-	-
(b) Other Payables		
Micro and Small Enterprises	-	-
Other than Micro and Small Enterprises	-	-
Other Financial Liabilities	71.97	71.65
<b>Total</b>	<b>71.97</b>	<b>71.65</b>
<b>Non-Financial Liabilities</b>		
Provisions	2.47	0.71
Deferred Tax Liabilities (Net)	1,617.74	118.15
Other Non-Financial Liabilities	6.83	6.19
<b>Total</b>	<b>1,627.04</b>	<b>125.05</b>
<b>Equity</b>		
Equity Share Capital	1,749.84	1,749.84
Other Equity	29,478.68	19,165.00
<b>Total</b>	<b>31,228.52</b>	<b>20,914.84</b>
<b>Total Liabilities and Equity</b>	<b>32,927.53</b>	<b>21,111.54</b>



Shardul Securities Limited

Standalone Cash Flow Statement for the year ended 31st March, 2021

(Rs. In Lakh)

Particulars	As at 31st March, 2021	As at 31st March, 2020
	Audited	Audited
<b>A. Cash Flow from Operating Activities</b>		
Net Profit / (Loss) before tax, as per Statement of Profit and Loss	1,827.13	(879.52)
Adjusted for:		
Depreciation and Amortisation Expenses	27.67	27.80
Contingent Provisions against Standard Assets	(0.08)	(1.18)
(Profit) / Loss on sale of Investments	(246.13)	(104.12)
Provision for Gratuity	1.13	0.70
Rent Income	(89.75)	(91.73)
Net (Gain)/Loss on Fair Value Changes	(1,607.78)	1,099.74
<b>Operating Profit / (Loss) before working capital changes</b>	<b>(87.81)</b>	<b>51.69</b>
Adjusted for:		
Net Bank Balance other than Cash and Cash Equivalents	3.32	0.24
Loans	30.00	470.00
Other Financial Assets	(0.30)	13.16
Other Non-Financial Assets	(0.03)	0.32
Other Financial Liabilities	3.64	0.37
Other Non-Financial Liabilities	0.64	0.42
<b>Cash generated from / (used in) operations</b>	<b>(50.54)</b>	<b>536.20</b>
Income Tax (Paid)/Refund	(27.77)	(17.07)
<b>Net Cash from / (used) in Operating Activities</b>	<b>(78.31)</b>	<b>519.13</b>
<b>B. Cash Flow from Investing Activities</b>		
Purchase of investments at FVPL	(473.60)	(607.28)
Sale of investments at FVPL	2,589.90	401.56
Purchase of investments at FVOCI	(2,749.56)	(578.31)
Sale of investments at FVOCI	1,115.90	560.16
Rent Income	89.75	91.73
<b>Net Cash from / (used) in investment activities</b>	<b>572.39</b>	<b>(132.14)</b>
<b>C. Cash Flow from Financing Activities</b>		
Dividend paid on Equity Shares including tax	(3.32)	(126.81)
<b>Net cash from / (used) in Financing Activities</b>	<b>(3.32)</b>	<b>(126.81)</b>
<b>Net increase / (decrease) in cash and cash equivalents</b>	<b>490.76</b>	<b>260.18</b>
<b>Opening Balance of Cash and Cash Equivalents</b>	<b>562.82</b>	<b>302.64</b>
<b>Closing Balance of Cash and Cash Equivalents</b>	<b>1,053.58</b>	<b>562.82</b>





**J. KALA & ASSOCIATES**  
CHARTERED ACCOUNTANTS

504, RAINBOW CHAMBERS, NEAR MTNL EXCHANGE,  
S.V. ROAD, KANDIVALI (W), MUMBAI - 400 067, INDIA.  
TEL.: 2862 5129 / 5153  
E-mail : admin@jka.co.in

**Independent Auditor's Report on the Quarterly and year ended 31<sup>st</sup> March, 2021 Indian Accounting Standards (Ind AS) Consolidated Financial Results of Shardul Securities Limited Pursuant to the Regulation 33 of SEBI (Listing Obligations and Disclosure Requirements) Regulations, 2015, as amended.**

**To,  
The Board of Directors of  
Shardul Securities Limited**

**Report on the audit of the Consolidated Financial Result**

**Opinion**

We have audited the accompanying Consolidated financial results of **SHARDUL SECURITIES LIMITED** (the "Holding Company") and its Subsidiaries (the holding company and its subsidiaries are referred as "the group") for the quarter and year ended March 31, 2021 (the "Statement"), attached herewith being submitted by the Holding Company pursuant to the requirements of Regulation 33 of the SEBI (Listing Obligations and Disclosure Requirements) Regulations, 2015, as amended (the "Listing Regulations").

In our opinion and to the best of our information and according to the explanations given to us, the statements:

- i. includes the results of the following entities:
  - a). Shriyam Broking Intermediary Limited (Subsidiary)
  - b). Shriyam Realtors Private Limited (Step Down Subsidiary)
- ii. is presented in accordance with the requirements of Regulation 33 of the SEBI (Listing Obligations and Disclosure Requirements) Regulations, 2015, as amended; And
- iii. gives a true and fair view in conformity with the applicable Accounting Standards and other accounting principles generally accepted in India of the consolidated net profit and other comprehensive profit and other financial information of the group for the quarter and year ended March 31, 2021.

**Basis for Opinion**

We conducted our audit in accordance with the Standards on Auditing ("SAs") specified under Section 143(10) of the Companies Act, 2013 (the "Act"). Our responsibilities under those Standards are further described in the "Auditor's Responsibilities for audit of Consolidated Financial Results" section of our report. We are independent of the group in accordance with the Code of Ethics issued by the Institute of Chartered Accountants of India (the "ICAI") together with the ethical requirements that are relevant to our audit of the Financial statements for the year ended March 31, 2021 under the provisions of the Act and the Rules thereunder, and we have fulfilled our other ethical responsibilities in accordance with these requirements and the ICAI's Code of Ethics. We believe that the audit evidence obtained by us is sufficient and appropriate to provide a basis for our audit opinion.

**Emphasis of Matter**

We draw attention to Note 5 to the Consolidated Financial Results in which the Company has described the uncertainties arising from the COVID 19 pandemic.


Our report is not modified in respect of this matter.

**Management's Responsibilities for the Consolidated Financial Results**

The Statement has been prepared on the basis of the Consolidated Annual Financial Statements. The Holding Company's Board of Directors is responsible for the preparation and presentation of the Statement that gives a true and fair view of the net profit and other comprehensive profit of the Group and other financial information in accordance with the applicable accounting standards prescribed under Section 133 of the Act read with relevant rules issued thereunder and other accounting principles generally accepted in India and in compliance with Regulation 33 of the Listing Regulations. This responsibility also includes maintenance of adequate accounting records in accordance with the provisions of the Act for safeguarding of the assets of the Group and for preventing and detecting frauds and other irregularities; selection and application of appropriate accounting policies; making judgments and estimates that are reasonable and prudent; and the design, implementation and maintenance of adequate internal financial controls, that were operating effectively for ensuring the accuracy and completeness of the accounting records, relevant to the preparation and presentation of the Statement that give a true and fair view and are free from material misstatement, whether due to fraud or error, which have been used for the purpose of preparation of the statement by the Directors of the Holding Company, as aforesaid.

In preparing the Statement, the respective Board of Directors of the Company included in the Group are responsible for assessing the Company's ability of the Group to continue as a going concern, disclosing, as applicable, matters related to going concern and using the going concern basis of accounting unless the Board of Directors either intends to liquidate the Group or to cease operations, or has no realistic alternative but to do so.

The Board of Directors of the Companies included in the Group are also responsible for overseeing the financial reporting process of the Group.




**Auditor's Responsibilities for Audit of the Consolidated Financial Results**

Our objectives are to obtain reasonable assurance about whether the Statement for the year ended March 31, 2021 as a whole is free from material misstatement, whether due to fraud or error, and to issue an auditor's report that includes our opinion. Reasonable assurance is a high level of assurance, but is not a guarantee that an audit conducted in accordance with SAs will always detect a material misstatement when it exists. Misstatements can arise from fraud or error and are considered material if, individually or in the aggregate, they could reasonably be expected to influence the economic decisions of users taken on the basis of the statement.

As part of an audit in accordance with SAs, we exercise professional judgment and maintain professional skepticism throughout the audit. We also:

- Identify and assess the risks of material misstatement of the Statement, whether due to fraud or error, design and perform audit procedures responsive to those risks, and obtain audit evidence that is sufficient and appropriate to provide a basis for our opinion. The risk of not detecting a material misstatement resulting from fraud is higher than for one resulting from error, as fraud may involve collusion, forgery, intentional omissions, misrepresentations, or the override of internal control.
- Obtain an understanding of internal control relevant to the audit in order to design audit procedures that are appropriate in the circumstances, Under section 143(3) (i) of the Act, we are also responsible for expressing our opinion on whether the company has adequate internal financial controls with reference to financial statements in place and the operating effectiveness of such control.
- Evaluate the appropriateness of accounting policies used and the reasonableness of accounting estimates made by the Board of Directors.
- Conclude on the appropriateness of the Board of Directors' use of the going concern basis of accounting and, based on the audit evidence obtained, whether a material uncertainty exists related to events or conditions that may cast significant doubt on the ability of the Group to continue as a going concern. If we conclude that a material uncertainty exists, we are required to draw attention in our auditor's report to the related disclosures in the Statement or, if such disclosures are inadequate, to modify our opinion. Our conclusions are based on the audit evidence obtained up to the date of our auditor's report. However, future events or conditions may cause the Company to cease to continue as a going concern.
- Evaluate the overall presentation, structure and content of the Statement, including the disclosures, and whether the Statement represent the underlying transactions and events in a manner that achieves fair presentation.
- Obtain sufficient appropriate audit evidence regarding the financial results/financial information of the entities within the Group of which we are the independent auditors, to express an opinion on the Statement. We are responsible for the direction, supervision and performance of the audit of the financial information of such entities included in the Statement of which we are the independent auditors.



**Continuation sheet.....**

We communicate with those charged with governance of the Holding Company and such other entities included in the Statement of which we are the independent auditors regarding, among other matters, the planned scope and timing of the audit and significant audit findings, including any significant deficiencies in internal control that we identify during our audit. We also provide those charged with governance with a statement that we have complied with relevant ethical requirements regarding independence, and to communicate with them all relationships and other matters that may reasonably be thought to bear on our independence, and where applicable, related safeguards.

We also performed procedures in accordance with the Circular No. CIR/CFD/CMD1/44/2019 dated March 29, 2019 issued by the Securities Exchange Board of India under Regulation 33 (8) of the Listing Regulations, to the extent applicable.

**Other Matters**

The Statement includes the results for the Quarter ended March 31, 2021 being the balancing figure between audited figures in respect of the full financial year March 31, 2021 and the published unaudited year to date figures up to the third quarter of the current financial year which were subject to limited review by us, as required under Listing Regulation. Our report on the statement is not modified in respect of this matter.

**FOR J. KALA & ASSOCIATES  
Chartered Accountants  
FIRM REGISTRATION NO.: 118769W**



**VAIBHAV PATODI  
PARTNER  
MEMBERSHIP NO: 420935  
UDIN: 21420935AAAADJ1189**

**PLACE: MUMBAI  
DATE: 29<sup>th</sup> June, 2021.**





# SHARDUL SECURITIES LIMITED

CIN : L50100MH1985PLC036937

G-12, Tulsiani Chambers, Nariman Point, Mumbai - 400 021.

Tel. : 91 22 4009 0500 Fax : 91 22 2284 6585

Email id : investors@shriyam.com Website : www.shardulsecurities.com

Statement of Consolidated Financial Results for the Quarter/ Year ended 31st March, 2021

(Rs. in Lakhs, except per share data)

Particulars	Quarter Ended		Year Ended	
	31-Mar-21 Audited	31-Dec-20 Unaudited	31-Mar-20 Audited	31-Mar-21 Audited
<b>Revenue From Operations</b>				
Interest Income	8.01	10.89	8.90	46.89
Dividend Income	10.10	6.04	13.56	135.67
Rent Income	27.45	23.55	23.85	89.75
Net Gain on Fair Value Changes	-	920.64	-	1,680.38
Profit/ (Loss) on dealing in Securities (Net)	(1.19)	(125.56)	(87.12)	(89.15)
Profit/ (Loss) on dealing in Commodities (Net)	11.70	76.36	-	101.88
Net Profit/ (Loss) on Sale of Investments	39.39	172.18	(8.28)	258.96
Others (Brokerage Income)	30.86	46.13	27.77	141.40
<b>Total Revenue From Operations (A)</b>	<b>126.32</b>	<b>1,130.23</b>	<b>(21.32)</b>	<b>2,365.78</b>
<b>Other Income (B)</b>	<b>1.20</b>	<b>0.98</b>	<b>3.29</b>	<b>2.19</b>
<b>Total Income (C=A+B)</b>	<b>127.52</b>	<b>1,131.21</b>	<b>(18.03)</b>	<b>2,367.97</b>
<b>Expenses</b>				
Finance Costs	-	0.20	-	0.20
Net Loss on Fair Value Changes	58.39	-	1,518.15	-
Employee Benefits Expenses	44.82	34.33	40.35	135.22
Depreciation and Amortisation Expenses	9.07	9.06	9.64	36.33
Other Expenses	34.23	37.80	33.27	123.64
<b>Total Expenses (D)</b>	<b>146.51</b>	<b>81.39</b>	<b>1,601.41</b>	<b>295.39</b>
<b>Profit/ (Loss) before Tax (E=C-D)</b>	<b>(18.99)</b>	<b>1,049.82</b>	<b>(1,619.44)</b>	<b>2,072.58</b>
<b>Tax Expense:</b>				
Current Tax	13.47	(1.62)	10.90	49.32
Adjustment of Current Tax Relating to Prior Years	-	0.62	(0.08)	0.62
Deferred Tax	68.84	154.03	(297.47)	468.02
<b>Total Tax Expense (F)</b>	<b>82.31</b>	<b>153.03</b>	<b>(286.65)</b>	<b>517.96</b>
<b>Profit/ (Loss) after Tax (G=E-F)</b>	<b>(101.30)</b>	<b>896.79</b>	<b>(1,332.79)</b>	<b>1,554.62</b>
Add: Share of Profit/ (Loss) from Associates (H)	-	-	-	-
<b>Profit/ (Loss) for the period (I=G+H)</b>	<b>(101.30)</b>	<b>896.79</b>	<b>(1,332.79)</b>	<b>1,554.62</b>
<b>Other Comprehensive Income</b>				
Items that will not be reclassified to Profit or Loss net of tax	654.92	(1,636.35)	(5,831.86)	11,747.14
Items that will be reclassified to Profit or Loss net of tax	-	-	-	-
<b>Total Other Comprehensive Income (J)</b>	<b>654.92</b>	<b>(1,636.35)</b>	<b>(5,831.86)</b>	<b>11,747.14</b>
<b>Total Comprehensive Income for the period (K=I+J)</b> (Comprising Profit/ (Loss) and Other Comprehensive Income)	<b>553.62</b>	<b>(739.56)</b>	<b>(7,164.65)</b>	<b>13,301.76</b>
<b>Net Profit for the period attributable to the:</b>				
Owners of the Company	(101.30)	896.79	(1,332.79)	1,554.62
Non Controlling Interest	-	-	-	-
<b>Other Comprehensive Income attributable to the:</b>				
Owners of the Company	654.92	(1,636.35)	(5,831.86)	11,747.14
Non Controlling Interest	-	-	-	-
<b>Total Comprehensive Income attributable to the:</b>				
Owners of the Company	553.62	(739.56)	(7,164.65)	13,301.76
Non Controlling Interest	-	-	-	-
<b>Paid up Equity Share Capital (Face Value of Rs. 10 per share)</b>	<b>1,749.84</b>	<b>1,749.84</b>	<b>1,749.84</b>	<b>1,749.84</b>
<b>Other Equity</b>				
				<b>37,103.69</b>
<b>Earnings per equity share of face value of Rs. 10/- each (not annualised)</b>				
(a) Basic (In Rs.)	(0.58)	5.12	(7.62)	8.88
(b) Diluted (In Rs.)	(0.58)	5.12	(7.62)	8.88



**Notes:**

- (1) These financial results have been prepared in accordance with the recognition and measurement principles of Indian Accounting Standards ("IndAS") prescribed under Section 133 of the Companies Act, 2013 ('the Act') read with the relevant rules issued thereunder and the other accounting principles generally accepted in India.
- (2) The Group has reported segments as per the IndAS 108 dealing with "Operating Segments" specified under Section 133 of the Act. The Operating Segments have been reported as under:

Particulars	Quarter Ended			Year Ended	
	31-Mar-21	31-Dec-20	31-Mar-20	31-Mar-21	31-Mar-20
<b>Segment Revenue</b>					
Investment and Finance activity	53.45	976.02	(72.24)	1,977.10	384.83
Other activity	74.18	159.27	54.55	402.61	176.81
<b>Total</b>	<b>127.63</b>	<b>1,135.29</b>	<b>(17.69)</b>	<b>2,379.71</b>	<b>561.64</b>
Inter Segment	(0.11)	(4.08)	(0.34)	(11.74)	(1.15)
<b>Net Income</b>	<b>127.52</b>	<b>1,131.21</b>	<b>(18.03)</b>	<b>2,367.97</b>	<b>560.49</b>
<b>Segment Results</b>					
Investment and Finance activity	(45.22)	933.28	(1,593.47)	1,829.13	(878.37)
Other activity	26.23	116.54	(25.97)	243.45	(9.79)
<b>Total Profit/ (Loss) before Tax</b>	<b>(18.99)</b>	<b>1,049.82</b>	<b>(1,619.44)</b>	<b>2,072.58</b>	<b>(888.16)</b>
<b>Segment Assets</b>					
Investment and Finance activity	31,922.29	31,651.66	20,107.27	31,922.29	20,107.27
Other activity	9,303.04	9,019.03	5,792.74	9,303.04	5,792.74
<b>Total Segment Assets</b>	<b>41,225.33</b>	<b>40,670.69</b>	<b>25,900.01</b>	<b>41,225.33</b>	<b>25,900.01</b>
<b>Segment Liabilities</b>					
Investment and Finance activity	1,699.01	1,601.31	196.70	1,699.01	196.70
Other activity	672.79	769.47	151.54	672.79	151.54
<b>Total Segment Liabilities</b>	<b>2,371.80</b>	<b>2,370.78</b>	<b>348.24</b>	<b>2,371.80</b>	<b>348.24</b>
i) Being NBFC Company, Investment and Finance activities includes investment and lending activities.					
ii) Other activities includes Broking activities.					

(3) The Standalone Financial Results of the Company for the Quarter, Year ended 31st March, 2021 are available on Company's website - www.shardulsecurities.com and on the website of BSE www.bseindia.com. Key Standalone Financial Information is given below:

Particulars	Quarter Ended			Year Ended	
	31-Mar-21	31-Dec-20	31-Mar-20	31-Mar-21	31-Mar-20
Total Revenue	53.69	974.83	(63.52)	1,975.10	383.68
Profit/(Loss) Before Tax	(45.33)	932.09	(1,593.81)	1,827.13	(879.52)
Profit/(Loss) After Tax	(116.95)	804.50	(1,322.05)	1,376.75	(647.74)

(4) For the purpose of preparing Income Tax working, the Company (Group) has opted for the new taxation rates u/s 115BAA of the Income Tax Act, 1961.

(5) Covid-19 have been declared as a global pandemic, the Indian Government has declared the complete lock down since March 24, 2020 but essential services were allowed to operate with limited capacity. Capital markets and banking services have been declared as essential services and accordingly, the Company (Group) has been continuing the operations with minimal permitted staff. However other employees were encouraged to work from home. All operations and servicing of clients were smoothly ensured without any interruptions as the activities of trading, settlement, DP, Stock Exchanges and depositories functions have been fully automated. Based on the facts and circumstances, there is no major impact on the business of the Company (Group). The Company (Group) is closely monitoring any material changes on a continuous basis.

(6) The audit committee reviewed the above results and subsequently approved by the Board of Directors at their meeting held on 29th June, 2021. The Statutory Auditors of the Company have carried out a limited review of the above results.

(7) The figures of the quarter ended 31st March, 2021 are the balancing figures between the audited figures in respect of the full financial year and the restated year to date unaudited figures upto the third quarter of the financial year ended 31st March, 2021.

(8) The figures for the corresponding previous periods have been restated/regrouped wherever necessary, to make them comparable.

For Shardul Securities Limited

  
Yogendra Chaturvedi  
Executive Director & CEO  
DIN : 00013613

Place:- Mumbai  
Date :- 29th June, 2021



**Shardul Securities Limited**  
**Consolidated Statement of Assets and Liabilities as at 31st March, 2021**

(Rs. In Lakh)

Particulars	As at 31st March, 2021	As at 31st March, 2020
	Audited	Audited
<b>ASSETS</b>		
<b>Financial Assets</b>		
Cash and Cash Equivalents	2,240.50	1,053.10
Bank Balance other than Cash and Cash Equivalents	411.29	414.61
Receivables		
Trade Receivables	-	19.84
Other Receivables	-	-
Loans	-	30.00
Investments	35,257.47	22,293.44
Other Financial Assets	261.87	287.81
<b>Total</b>	<b>38,171.13</b>	<b>24,098.80</b>
<b>Non-Financial Assets</b>		
Inventories	1,269.89	-
Current Tax Assets (Net)	54.88	79.84
Investment Property	447.87	457.80
Property, Plant & Equipment	1,234.58	1,257.43
Other Intangible Assets	0.85	1.42
Other Non-Financial Assets	46.13	4.72
<b>Total</b>	<b>3,054.20</b>	<b>1,801.21</b>
<b>Total Assets</b>	<b>41,225.33</b>	<b>25,900.01</b>
<b>LIABILITIES AND EQUITY</b>		
<b>Liabilities</b>		
<b>Financial Liabilities</b>		
Payables		
(a) Trade Payables		
Micro and Small Enterprises	-	-
Other than Micro and Small Enterprises	334.65	120.46
(b) Other Payables		
Micro and Small Enterprises	-	-
Other than Micro and Small Enterprises	-	-
Other Financial Liabilities	77.05	76.01
<b>Total</b>	<b>411.70</b>	<b>196.47</b>
<b>Non-Financial Liabilities</b>		
Provisions	3.04	1.53
Deferred Tax Liabilities (Net)	1,940.73	122.04
Other Non-Financial Liabilities	16.33	28.20
<b>Total</b>	<b>1,960.10</b>	<b>151.77</b>
<b>Equity</b>		
Equity Share Capital	1,749.84	1,749.84
Other Equity	37,103.69	23,801.93
<b>Total</b>	<b>38,853.53</b>	<b>25,551.77</b>
<b>Total Liabilities and Equity</b>	<b>41,225.33</b>	<b>25,900.01</b>



Shardul Securities Limited

Consolidated Cash Flow Statement for the year ended 31st March, 2021

(Rs. In Lakh)

Particulars	As at 31st March, 2021		As at 31st March, 2020	
	Audited		Audited	
<b>A. Cash Flow from Operating Activities</b>				
Net Profit / (Loss) before tax, as per Statement of Profit and Loss		2,072.58		(888.16)
Adjusted for:				
Depreciation and Amortisation Expenses		36.33		38.52
Contingent Provisions against Standard Assets		(0.08)		(1.18)
(Profit) / Loss on sale of Investments		(258.96)		(104.12)
Provision for Gratuity		1.20		0.03
Rent Income		(89.75)		(91.73)
Net (Gain)/Loss on Fair Value Changes		(1,680.38)	(1,991.64)	1,139.59
<b>Operating Profit / (Loss) before working capital changes</b>		<b>80.94</b>		<b>92.95</b>
Adjusted for:				
Net Bank Balance other than Cash and Cash Equivalents		3.32		(5.32)
Loans		30.00		470.00
Other Financial Assets		25.94		10.89
Other Non-Financial Assets		(41.41)		0.82
Trade & Other Receivables		19.84		2.88
Inventories		(1,269.89)		-
Trade & Other Payables		214.19		(39.03)
Other Financial Liabilities		4.36		0.76
Other Non-Financial Liabilities		(11.87)	(1,025.52)	1.47
<b>Cash generated from / (used in) operations</b>		<b>(944.58)</b>		<b>535.42</b>
Income Tax (Paid)/Refund		(24.98)		6.62
<b>Net Cash from / (used) in Operating Activities</b>		<b>(969.56)</b>		<b>542.04</b>
<b>B. Cash Flow from Investing Activities</b>				
Purchase of Property, Plant & Equipment and Intangible Assets		(2.98)		(0.40)
Purchase of investments at FVPL		(617.50)		(607.28)
Sale of investments at FVPL		2,757.47		401.56
Purchase of investments at FVOCI		(2,929.75)		(765.27)
Sale of investments at FVOCI		2,863.29		850.97
Rent Income		89.75		91.73
<b>Net Cash from / (used) in investment activities</b>		<b>2,160.28</b>		<b>(28.69)</b>
<b>C. Cash Flow from Financing Activities</b>				
Dividend paid on Equity Shares including tax		(3.32)		(126.81)
<b>Net cash from / (used) in Financing Activities</b>		<b>(3.32)</b>		<b>(126.81)</b>
<b>Net increase / (decrease) in cash and cash equivalents</b>		<b>1,187.40</b>		<b>386.54</b>
<b>Opening Balance of Cash and Cash Equivalents</b>		<b>1,053.10</b>		<b>666.56</b>
<b>Closing Balance of Cash and Cash Equivalents</b>		<b>2,240.50</b>		<b>1,053.10</b>

